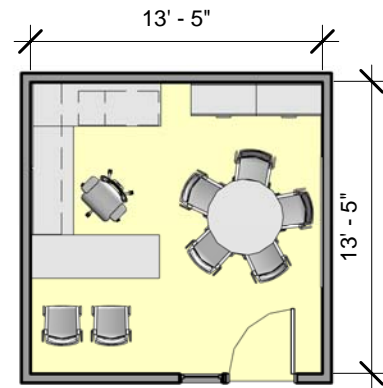
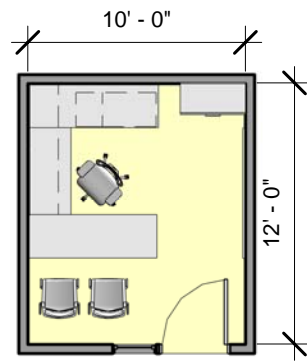


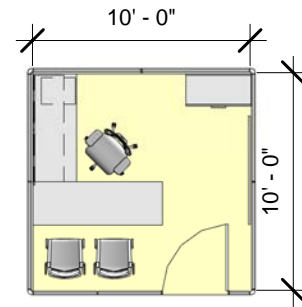
Typical Furniture Layouts



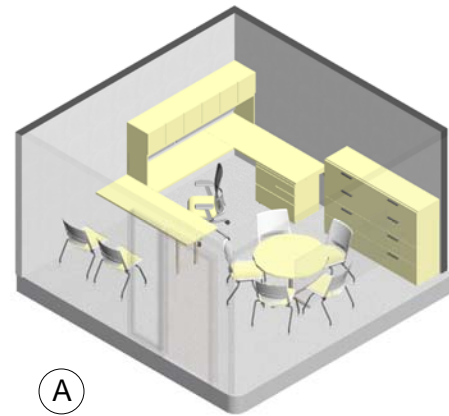
(A) Private Office
180 SF



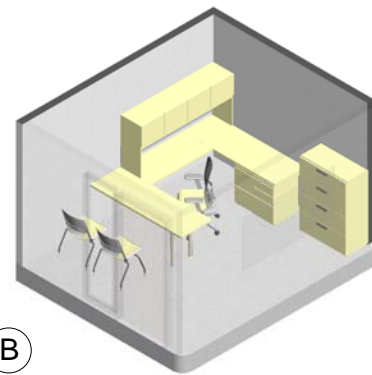
(B) Private Office
120 SF



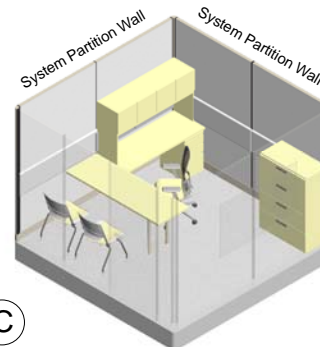
(C) Private Office
100 SF



(A)



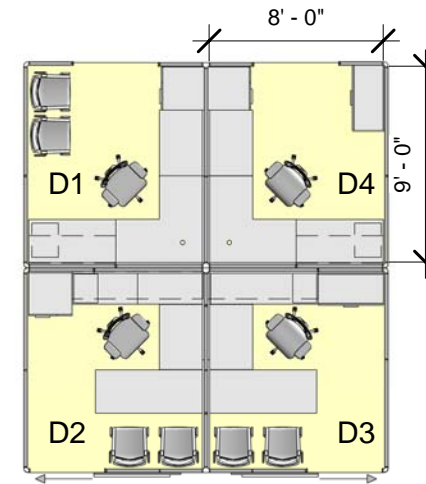
(B)



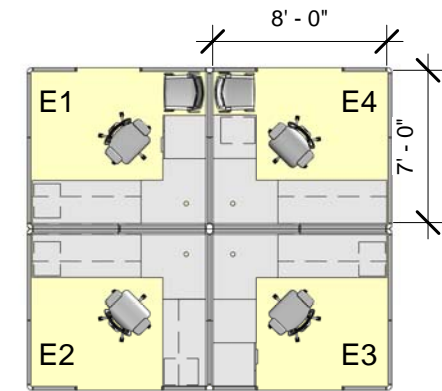
(C)

Space Categories

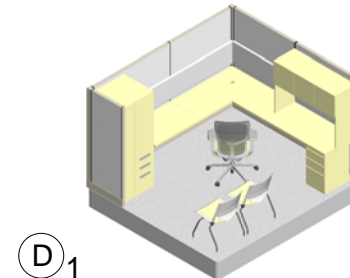
| Space Type | Status | Title or Title Equivalent | Area Allocated (SF) |
|------------|-----------|---|---------------------|
| (A) | Full Time | Dean/ Registrar/ CIO/ Senior Director | 180 SF |
| (B) | Full Time | Assoc. Dean/ Director/ Deputy Registrar | 120 SF |
| (C) | Full Time | Associate Director/ Program Coordinators/ Manager | 100 SF |
| (D) | Full Time | Administrative Employee | 72 SF |
| (E) | Full Time | Full-time Faculty/ Support & Technical Employee | 56 SF |



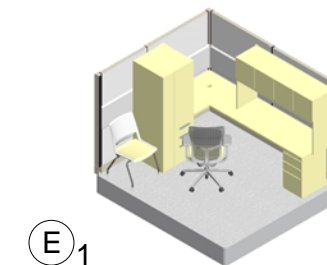
(D) System Workstations
72 SF



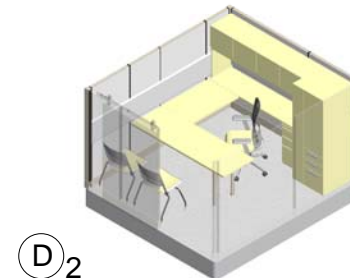
(E) System Workstations
56 SF



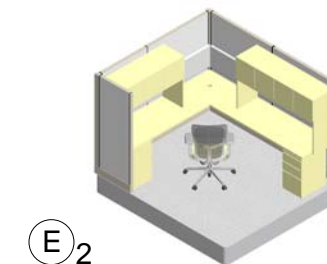
(D₁)



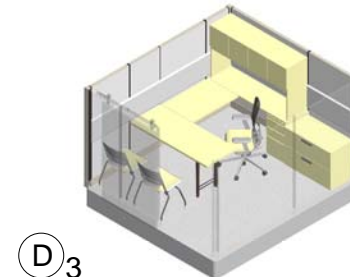
(E₁)



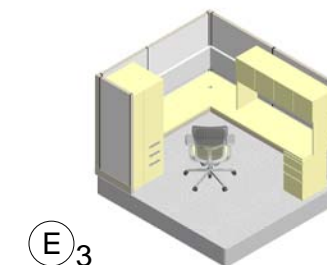
(D₂)



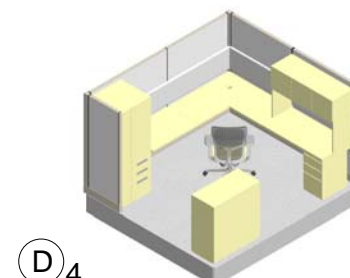
(E₂)



(D₃)



(E₃)



(D₄)



(E₄)