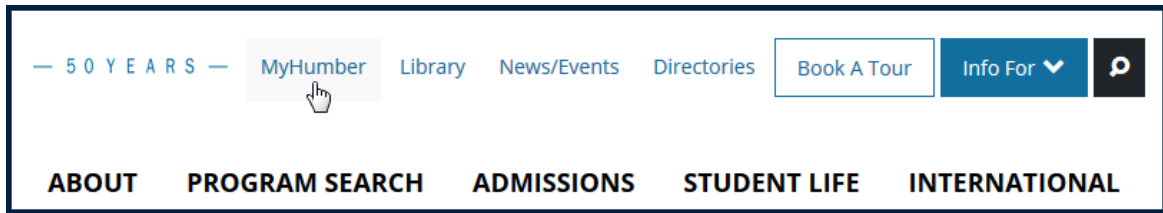


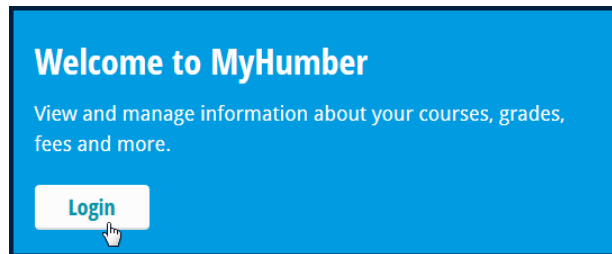
## How to Navigate MyHumber

### Login

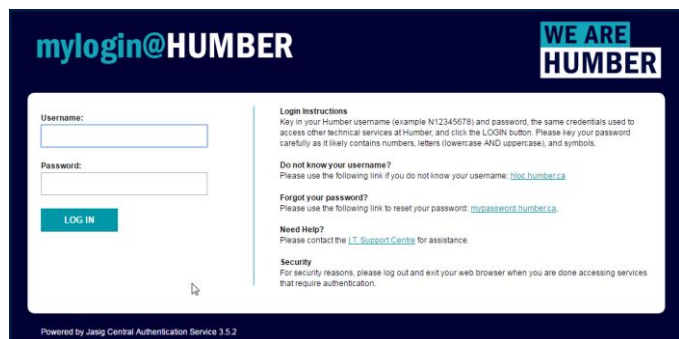
1. Enter **humber.ca** in your browser address line.
2. Click **MyHumber**.



3. Click the **Login** button.



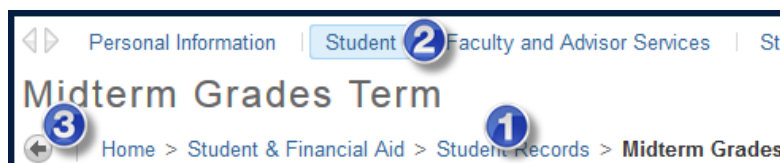
4. Enter your **Username** and press the **Tab** key.
5. Enter your **Password**.
6. Click the **Login** button.



### Navigate the Menus

1. Click one of the Menu buttons, i.e. **Student**.
2. Click one of the **tabs** to expand the menu options, i.e. **Student Records**
3. Click one of the links, i.e. **Midterm Grades**.

### Navigate the Pages



- 1 Use the **breadcrumbs (Student Records)** to return to a previous page.
- 2 Click the **menu name (Student)** to return to a menu.
- 3 Click the **Return to Menu arrow** to return up a level.

### Help

Click Help to access the MyHumber Learning Resources.

### Sign Out

Click **Sign Out** to log out of MyHumber. If you don't sign out, you leave your personal information available for the next person who might use this computer. For security reasons, close your browser.

