

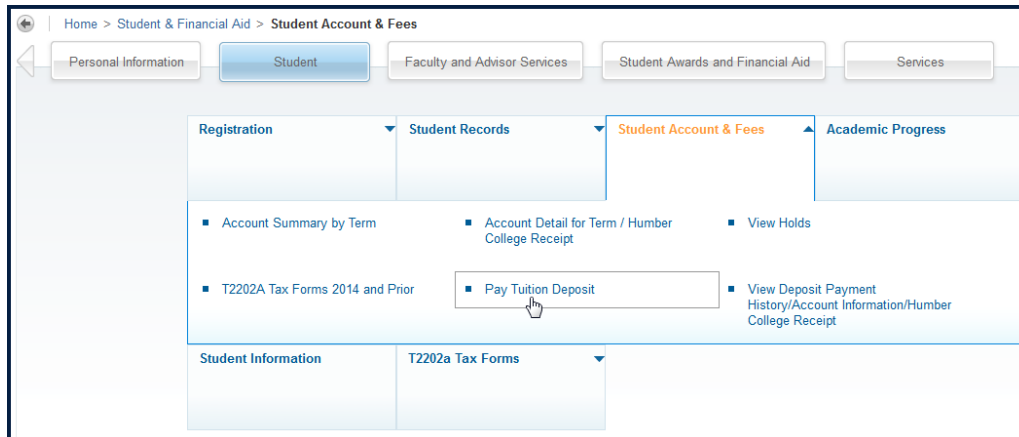
How to Pay your Tuition Deposit

Login

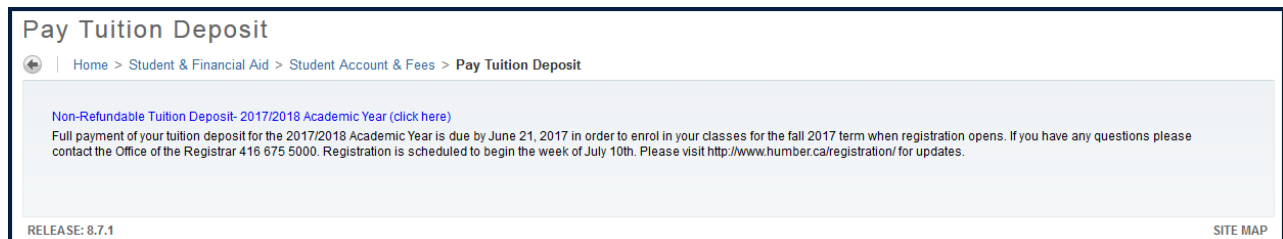
1. Login to **MyHumber**.
For helping logging in, see the [How to Navigate MyHumber Quick Reference Guide](#).

How to Pay

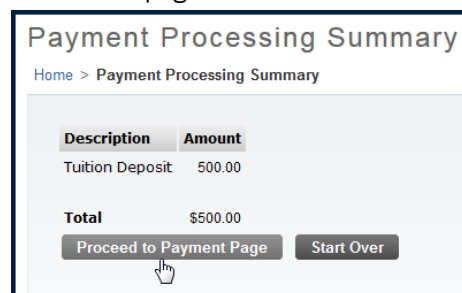
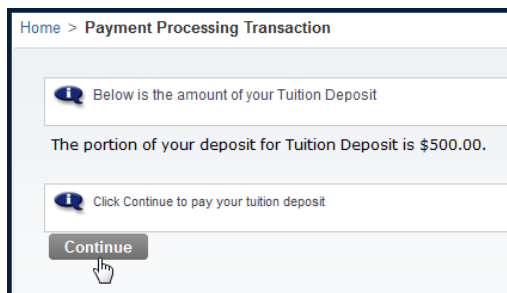
1. Click **Student** tab.
2. Click on **Student Account & Fees**.
3. Click **Pay Tuition Deposit** to view Eligible Deposits (only Deposits you are eligible for will display).



4. Click on the **Non-Refundable Tuition Deposit** hyperlink. If you see more than one deposit available, select the hyperlink for the term/year you wish to pay for.



5. Click **Continue**.
6. Click **Proceed to Payment Page** to make Payment in **Moneris** page.



6. You can view your paid deposit under **View Deposit Payment History/Account Information/Humber College Receipt** in the **Deposit** tab.

