

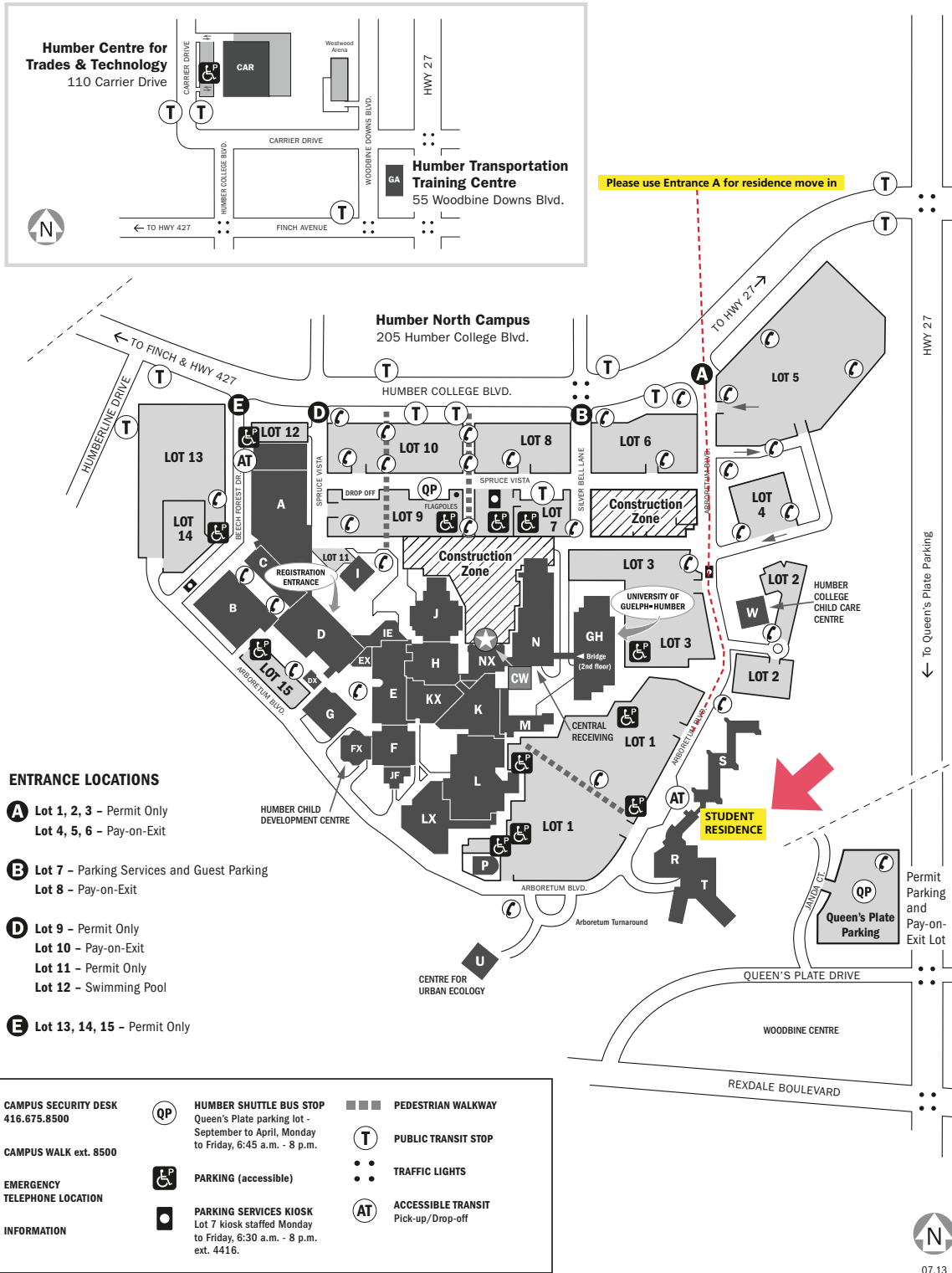
Everything you should know for a January move in

Humber Student Residence 2017-2018



Residence officially opens on Saturday, January 6, 2018

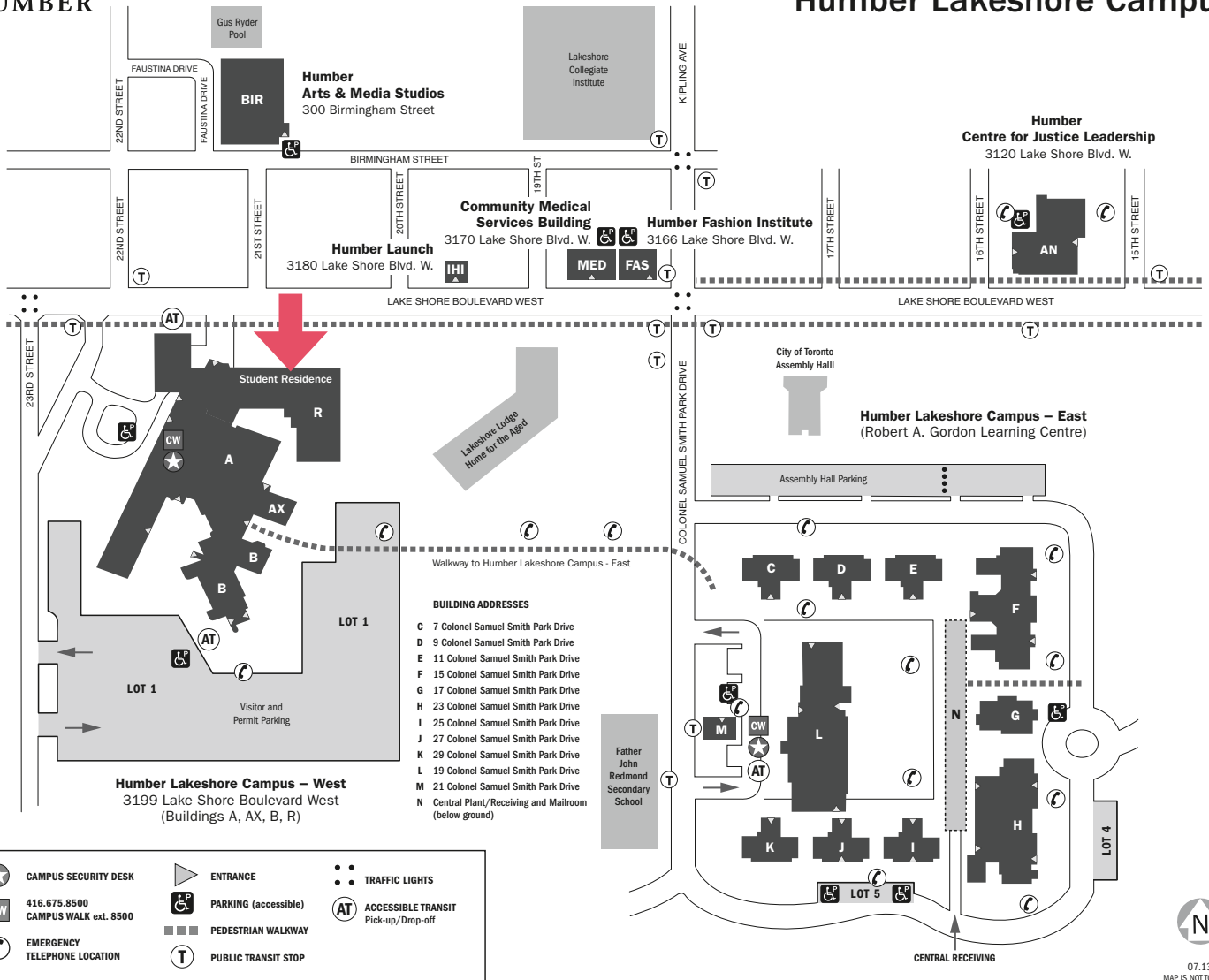
North Campus Map



Lakeshore Campus Map



Humber Lakeshore Campus



Moving In, What To Do, What To Bring

Completing Your Residence Registration:

Read all information on the residence website <http://www.humber.ca/residence>. To maintain your space in residence, your fees must be paid by December 1, 2017.

Cancellation:

If, prior to arriving, you decide NOT to move into Humber Residence, you must cancel online using the Cancellation Form found on <http://humber.ca/residence/cancelling-your-application>. Phone calls and emails, are not acceptable methods of cancellation. The \$500 deposit is non-refundable and students who cancel will be held accountable for all charges until the official cancellation form is received.

Insurance

As the Resident, you are responsible for ensuring that you have sufficient personal insurance to cover any damage or loss to belongings or personal injury, including for your guests. Check to see if your parents' insurance policy includes coverage while living in Residence.

Arriving in January

Residence officially reopens at 10:00a.m. on Saturday, January 6, 2018. Students who are new to their program may move in early, beginning at 10:00am on Wednesday, January 3, 2018, to accommodate orientation programs beginning Thursday, January 4 as required. Any other students who have exceptional circumstances requiring an early arrival (between January 3-5) must submit an online request form found at myresidence.humber.ca/starrezportal.

Failure to check in by 12:00p.m. noon on the first day of class will result in the residence contract being cancelled. If you plan to arrive after this time, please email the residence office prior to the first day of class to notify us of your late arrival and avoid losing your space in residence.

Planning For Your Move

- Make sure you read the “what to bring” section, as **items not meeting residence guidelines will be turned away**. We have had students arrive with a truckload of items which had to be sent back as there is no space, so read this section carefully!
- Pack your items in proper boxes – bags rip and quickly turn your move-in experience into a nightmare.
- **Bring your own cart/dolly for moving your things in.** There is usually a substantial distance from your vehicle to your room. We do not have carts available.
- Additional furnishings cannot block entrance/exit doors or vents in your room/suite. Furnishings must be free-standing and in good condition. Additional furnishings become the responsibility of the resident and are used at their own risk. Upholstered furnishings (your own mattress, futons, couches) are not permitted due to potential pest issues.
- If you cannot move in by January 8, you must advise the Residence Office in advance at: resmail@humber.ca for the North Residence, or lakeresmail@humber.ca for the Lakeshore Residence, or your space may be forfeited.

- If you live in a suite, your suitemate must approve furnishings placed in the common area. Unusual pieces must be approved by the Residence Manager upon move-in. Unacceptable pieces must be removed immediately. Additional furnishing must be removed at time of move out or you will be charged disposal fees.
- We understand this may be an emotional time for you and your family. Bring only your immediate family with you to help with your move-in. Please leave your family pets at home when you move in. We love pets, too, however, there is a lot of traffic on Move-In Day and we cannot allow your pets to enter the buildings.

Inventory Report

Each student must complete their room inventory report within 24 hours of checking in. To complete the inventory report, please go to myresidence.humber.ca/starrezportal. You must indicate the condition of the items in your room on this report. Your inventory report is only for comparison purposes when you move out and is not reviewed for immediate issues or repairs. At move-out you will be charged for any damages, cleaning or missing items which were not indicated on your inventory report upon move-in.

Room Repairs:

To report any maintenance issues, room repair requirements, or safety issues, you MUST complete a work order on: myresidence.humber.ca/starrezportal or contact the front desk for assistance. Please note that when you complete a work order, if you do not identify that you give consent for staff to enter your room in your absence to fix the reported concern, the response time to your request will be delayed. Any water leaks should be reported immediately to avoid damage.

Decorating Your Room:

Remember you will be held responsible for any damages to your room or suite. Do not make permanent changes, such as painting, installing tiles or permanent carpeting (minimum fine \$500), putting nails in the walls or using duct tape for posters. We suggest using wall decals that cling to the wall without leaving adhesive residue on the wall. (You can find these at Ikea for example.) Residents are also not permitted to post or paint anything on exterior windows or doors. Residents are provided with bulletin boards outside their rooms to post materials.

As stated in the Code of Conduct, no postings will be permitted on hallway and common area walls in residence. Please keep in mind that your personal bulletin board postings must be appropriate for community living standards and the comfort level of all residents.

An Important Note on Guests:

Until January 8, no guests will be permitted, with the exception of friends and family members who may temporarily enter the Residence to help Residents with their move. Year round, minors (17 years of age and younger) are not the Age of Majority in Ontario, and are not permitted to stay as guests in residence during the overnight period of 12:00a.m. - 7:00a.m.

The Big Day!



Residence officially reopens at 10:00a.m. on Saturday, January 6, 2018.

Students with exceptional circumstances may apply to arrive as early as 10:00am, Wednesday, January 3, 2018.

Move-In Day Instructions:

1. If you have a car, park in the parking lot. (Note that you must pay for parking on weekdays.)
2. Proceed to the front desk of the residence where you will be provided with your room assignment and residence card.
3. Sign out a cart to move your belongings, if available.
4. Complete your room inventory report, found online at myresidence.humber.ca/starrezportal. (For more information on the inventory report, see page 3.) If you have any problems with your room, report it to the front desk or enter it on myresidence.humber.ca/starrezportal. This Inventory report is for your file, to record previous damage existing in the room, not for addressing maintenance issues in your room. To have repairs completed, see the Room Repairs section on page 3.

Phones in Residence

Students must provide their own telephones in Residence. Most students choose to use cell phones (we recommend Bell or Telus, as they provide the best reception on campus) however students may also contact Rogers to set up a landline in their room.

Emergency Kit

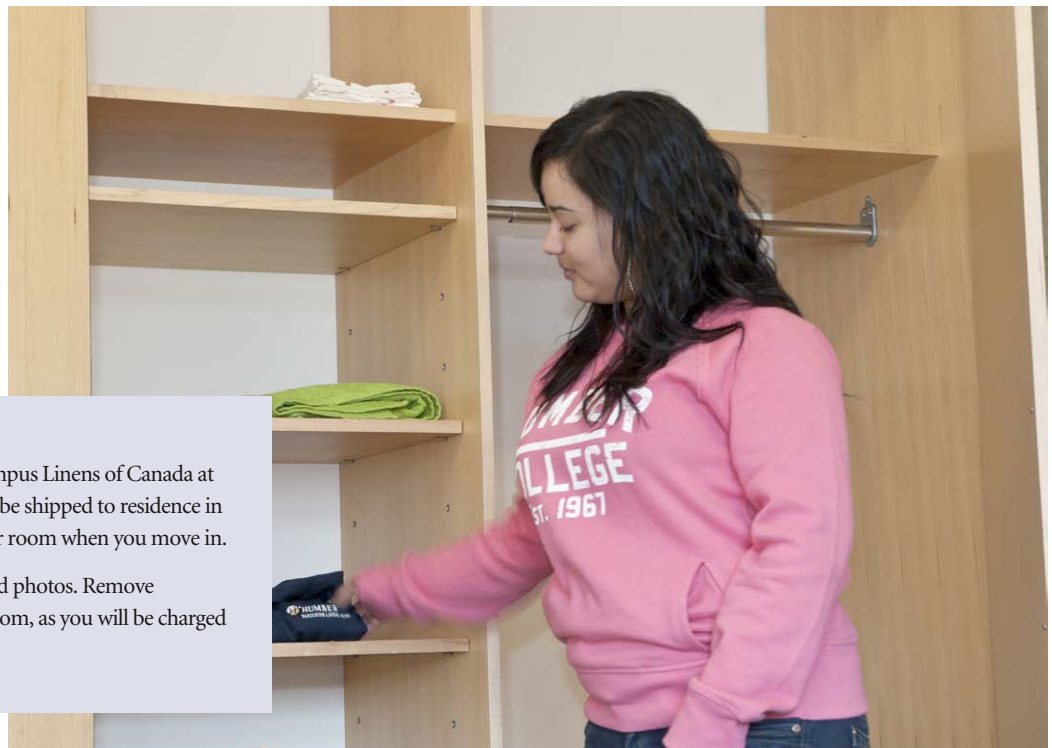
- Flashlight with extra batteries
- Medicine, including general pain reliever
- Thermometer
- Face Mask (in case of flu outbreak)
- Surgical style gloves
- Hand sanitizer

Helpful Hints:

- Consider ordering bedding, towels, etc. from Campus Linens of Canada at www.campuslinenscanada.com. Your linens will be shipped to residence in advance of your arrival and will be waiting in your room when you move in.
- Use painter's tape ONLY to hang your posters and photos. Remove GENTLY to avoid damage to the paint in your room, as you will be charged for paint chips/tears.

What NOT to Bring to Residence:

- Microwave ovens
- Large stereo/sound systems /subwoofers
- Nails or hooks with sticky tape (to hang posters you may only use painter's tape)
- Pets of any kind (including fish/reptiles/ insects)
- Candles or incense
- Couches, futons, or any other upholstered furniture.
- Cooking appliances, such as griddles, George Forman type grills, hot plates, toaster ovens, deep fryers etc. See the "What to Bring" section for a list of permitted appliances.
- Beer bottles or large volume alcohol containers (such as kegs, mini kegs, Texas mickeys)
- Weapons, including BB or paint ball guns, swords, etc. (even toy or replicas of these items)
- Fireworks, firecrackers or other illegal devices
- Suite residents only: fridges of any size



Single Style Rooms

IF YOU'LL BE LIVING IN A TRADITIONAL STYLE SINGLE ROOM

What is Included in Your Dorm Style Single Room:
(approximate size 8'6" x 11'5", may vary given location)

- Single bed (twin size 36" x 80")
- Space under the bed for storage containers
- Mattress and mattress cover
- Wardrobe or closet with small dresser
- Desk with chair
- Shelving above desk
- Fluorescent light over desk
- Curtains
- Sheet flooring (not carpeted)
- Towel bar and hooks
- Ceiling light or swing arm lamp
- Medicine cabinet
- Carbon monoxide/smoke detector
- Garbage and recycling containers
- Self-locking door



What to Bring if You'll be Living in a Dorm Room:

- Energy Star rated mini fridge
(Or consider renting one from Coldex at www.coldexrents.com)
- Blankets for a single bed
- Linens for a single bed
- Pillows
- Clothes hangers
- Shoe rack
- Alarm clock
- Hair dryer and toiletries
- Flip flops for use in showers
- Surge-protected, CSA-approved power bar. (Regular extension cords are not permitted.)
- Any cords/cables that you will need for your computer, internet, television, etc.
- Small sound system (no subwoofers or bass speakers)
- Painters tape for hanging posters (you cannot use nails, or hooks with adhesive)
- Broom and dustpan
- Laundry basket, laundry detergent and dryer sheets
- TV
- Decorative items that do not damage the walls, such as removable wall decals
- ID, health card, driver's license
- Small NEW throw rugs
- Small garbage bags for garbage and recycling bins
- Reusable, microwavable dishes, cups, cutlery
- Cell phone (Bell and Telus have the best reception on campus)

Suite Style Rooms

IF YOU'LL BE LIVING IN A SUITE STYLE ROOM

What is Included in Your Suite Style Room:

Bedrooms: (approximate size 9'3" x 13')

- Captain's style double bed with two pull out drawers, mattress and mattress cover
- Closet with shelving
- Desk with chair
- Desk lamp
- Blinds
- Carpet in the bedrooms
- Ceiling light
- Self-locking door

Kitchenette: (approximate size 14' x 8'8")

- Full size fridge with freezer
- Microwave
- Single sink
- Cupboards
- Kitchen table and two chairs
- Cement style floor
- Ceiling light
- Carbon monoxide/smoke detector
- Garbage and recycling containers

Bathroom: (approximate size 4' x 8'8")

- Toilet
- Sink
- Limited shelving
- Shower and shower curtain
- Mirror
- Ceiling Light

What to Bring if You'll be Living in a Suite:

Bedroom:

- Blankets for a double bed
- Linens for a double bed
- Pillows
- Clothes hangers
- Shoe rack
- Alarm clock
- Hair dryer and toiletries
- Surge-protected, CSA-approved power bar. (Regular extension cords are not permitted.)
- Any cords/cables that you will need for your computer, internet, television, etc.
- Small sound system (no subwoofers or bass speakers)
- Painters tape for hanging posters (you cannot use nails, or hooks with adhesive)
- Laundry basket, laundry detergent and dryer sheets
- TV
- Decorative items that do not damage the walls, such as removable wall decals
- ID, health card, driver's license
- Cell phone (Bell and Telus have the best reception on campus)

Kitchenette:

- Cutlery
- Can opener
- Cutting board
- Microwave-safe dishes and storage containers
- Coffee pot (with auto shutoff)
- Toaster (toaster ovens are not permitted)
- Kettle (with auto shutoff)
- Rice cooker (with auto shutoff)
- Broom and dustpan or small vacuum
- Cleaning products (i.e. paper towels, dish cloths, tea towels, non-abrasive cleanser)
- Dish pan and dish rack
- New floor mat
- Small garbage bags for garbage and recycling bins

Washroom:

- New bathmat
- Toilet paper
- Toilet cleanser and toilet brush
- Cleaning products
- Garbage bags
- Extra garbage can
- Mop and bucket





North Campus

203 Humber College Boulevard,
Toronto, Ontario, Canada, M9W 6V3

416-675-6622 ext. 77201
resmail@humber.ca

Lakeshore Campus

3199 Lake Shore Boulevard West,
Toronto, Ontario, Canada, M8V 1K8

416-675-6622 ext.73001
lakeresmail@humber.ca

[Click here to see residence before you arrive!](#)

Don't forget, you must be aware of your responsibilities as a resident. Before you arrive, ensure that you have read the:

- Residence Code of Conduct
- Student Residence Handbook
- Room and Dining Agreement

**WE ARE
HUMBER**