

The official newsletter of Humber's Innovative Learning Team

INNOVATIVE LEARNING

IN THIS ISSUE

**RETURNING TO LEARNING
AMID RAPID CHANGE**

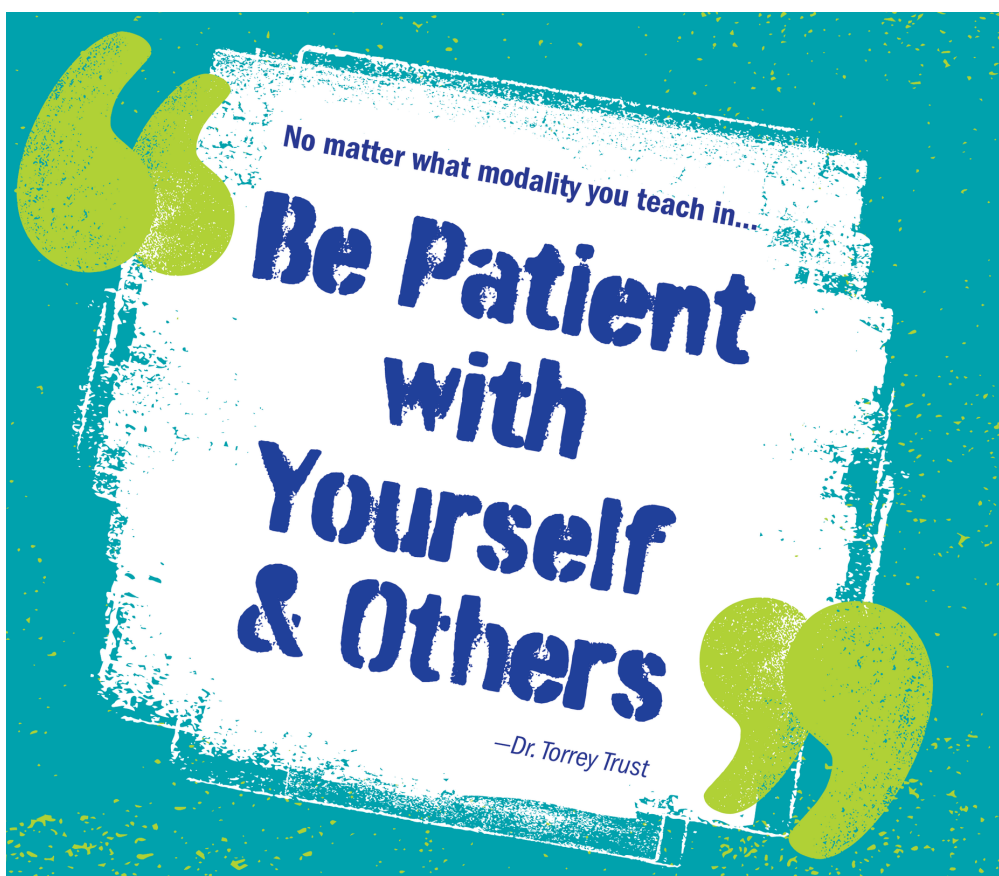
**THANKS FROM ED-VENTURE
DAYS: RECORDINGS POSTED!**

PTTC: CFP OPENING SOON!

**STAFF LOUNGE: BACK TO CLASS?
HOW TO NAVIGATE CHANGE**

ULTRA TRAINING IN FEBRUARY

**PADLET LICENSES FOR
FACULTY AND STAFF**



Online Resources

[Faculty Handbook 2021-2022](#)

[Innovative Learning Website](#)

[Faculty Blackboard Support](#)

[HumberOnline](#)

 [@Humber_IL](#)

Returning to Learning Amid Rapid Change

Flexibility and Compassion have emerged as the key themes throughout Innovative Learning's programming this month—including New Faculty Orientation, ED-Venture Days, Work & Wellness sessions, Ultra Training & the Instructional Support Studio (ISS), and so much more. Our theme can be beautifully summed up in the latest Staff Lounge podcast teaching tip: **"No matter what modality you teach in, be patient with yourself and others."** —Dr. Torrey Trust.

Humber College is located within the traditional and treaty lands of the Mississaugas of the Credit. Known as Adoobiigok, the "Place of the Alders" in Michi Saagiig language, the region is uniquely situated along Humber River watershed, which historically provided an integral connection for Anishinaabe, Haudenosaunee, and Wendat peoples between the Ontario Lakeshore and the Lake Simcoe/Georgian Bay regions. Now home to people of numerous nations, Adoobiigok continues to provide a vital source of interconnection for all.

Thanks for Your Enthusiasm at Faculty Orientation and ED-Venture Days!

We want to thank everyone who was able to join us for **Faculty ED-Venture Days** and **New Faculty Orientation** for an incredible start to Winter 2022. You blew us away with your enthusiasm and energy! If you weren't able to make it, "We Got You" and have posted the video recordings.

View details and recordings at the [ED-Venture Days webpage!](#)

- New Faculty Welcome & Orientation (101 min)
- Getting Started with Blackboard Ultra*
- Lunch Hour Reflection: Work & Wellness in Winter 2022**
- Course Design & Delivery for Synchronous & Asynchronous Formats (83 min)
- Getting Started with MS Teams (101 min)
- Creating Content in Blackboard Ultra*
- Creating Collaborative Learning Environments (84 min)
- Lunch Hour Reflection: Creating a Community of Learners (54 min)
- Getting Started with MS Teams (89 min)
- Using Panopto in Blackboard Ultra (83 min)

*View a pre-recorded session at the [Move to Ultra Kit](#)

**Personal reflection/sharing sessions are not recorded.



PART-TIME TEACHERS'
CONFERENCE

VIRTUAL
FOR 2022

Perspectives

What We've Learned

Call for Proposals
Opening Soon

For more information

humber.ca/innovativelearning/pttc2022/

the Staff Lounge

New Episode dropped January 20, 2022!

Back to Class? How to Navigate Change

Transitions can be tricky, especially now, in these times of rapid and frequent change.

Approaching the long anticipated shift back to in-person teaching, we chat with **Innovative Learning** secondees **Nicole Chuchmach** and **David Vazquez-Abrams** about how they are preparing for the classroom. *What did they learn from the online experience? Are there valuable lessons to take back to face-to-face teaching?* **We hear about the continued need for flexibility and compassion.**

"It's been a learning experience for sure. And there are positives to take away from it, like those extra supplemental bits from teaching online that can now be incorporated into the in-person learning."

— David Vazquez-Abrams, PC Design Foundation, FAST; Secondee, Innovative Learning

"Students really want that education and that sense of community. They're willing to learn in a different timezone and wake up at 3 in the morning and listen to our lectures. [Many have] full time jobs and are willing to do this. I want to make sure I have content in multiple formats for them."

— Nicole Chuchmach, Professor, Faculty of Business; Secondee, Innovative Learning

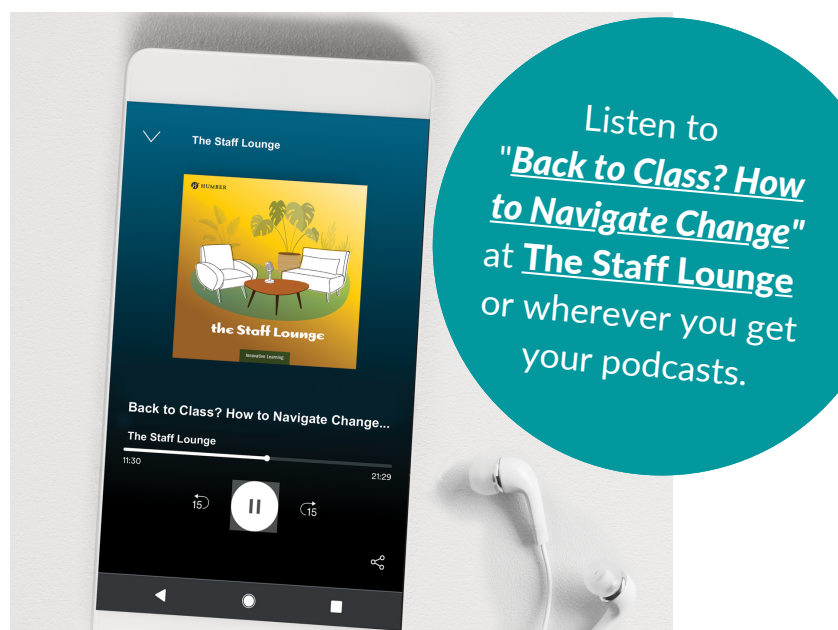
Links from this episode:

- [Zoom Focus Mode](#) (6-minute video)
- [Dr. Torrey Trust](#) (Humanizing Online/Remote Classes —Google Slides)

More on flexibility and adaptability:

This January, **ED-Venture Days** focused on ways to encourage and adaptability to work with changing learning needs and environments. Check out these video recordings:

- [Course Design & Delivery for Synchronous & Asynchronous Formats](#) (83 mins)
- [Creating Collaborative Learning Environments](#) (85 mins)



Padlet™ Licenses for Faculty and Staff


Padlet™ is a fantastic educational technology tool that allows educators and students to collaborate in real time or asynchronously in a shared digital space.

Padlet is an interactive board where participants can share text, images, videos, links, files, and much more.

The great news? Humber's Centre for Innovative Learning has many Padlet licenses to offer faculty and staff to leverage the power of collaboration and creativity.

Faculty at Humber are already using Padlet to engage their learners in:

- introductory activities;
- ideation exercises;
- showcasing student work in virtual galleries;
- having online discussions;
- sharing and collecting resources;
- building student portfolios;
- and much more!



Great for
work groups
too!

Our Padlet licenses are ideal for users who need **more than 3 individual Padlet boards throughout the semester, or require more than 25MBs for file uploads.**

If you'd like to request a license, please fill out this simple online form: [**Padlet License Sign-out Request.**](#)

More questions about Padlet or the licenses? Email us at [**edtech@humber.ca.**](mailto:edtech@humber.ca)

Help yourself to some Padlet video snacks!



- [**How To Use Padlet In 10 Ways For Teaching - New 2021 Tutorial**](#) (12 minutes).
- Brief [**Introduction to Padlet**](#) (1:43 minutes).
- If you have more time, enjoy [**this recording of a recent Padlet training event**](#) (90 minutes).
- Share this one with your students! [**How to Use Padlet for Students: the Basics**](#) (4:05 minutes).

Blackboard Ultra Training

February Sessions

*Presented by Blackboard.
Registration required.

Blackboard Collaborate Beyond the Basics*

February 8, 10:00 a.m.—11:00 a.m.

Grading and Managing the Gradebook in an Ultra Course*

February 9, 2:00 p.m.—3:00 p.m.

Creating Assessments in an Ultra Course*

February 10, 10:00 a.m.—11:00 a.m.

Improving Student Engagement Ultra*

February 15, 11:00 a.m.—12:00 p.m.

Guide to Building Mobile Content*

February 15, 2:00 p.m.—3:00 p.m.

Using Groups in Blackboard Learn Ultra*

February 17, 11:00 a.m.—12:00 p.m.

Recordings from Previous Blackboard Ultra Training Sessions

[View them all at Faculty Blackboard Training](#)

- Getting Started with Blackboard ULTRA (60 min)
- Creating Content in Blackboard ULTRA (37 min)
- Assignments, Discussions and Journals in Blackboard ULTRA (80 min)
- Tests and Question Banks in Bb Ultra (55 min)
- Using the Gradebook in Blackboard Ultra (30 min)

Self-directed Resources

[Move to Ultra Kit >](#)

- Main Page Instructional Videos
- About Project Page / FAQs
- Training and Help Resources
- Step-by-step Guides to the two methods of moving

[Faculty Blackboard Help >](#)

- Self-help Portal
- Ultra and Original experiences covered

Further Self-directed Resources

- **Blackboard Learn Help for Instructors**: Built by Blackboard. Scroll to the bottom to choose the version you want.
- **YouTube Playlist for Blackboard Ultra**: Short 1-2 minute videos on various topics.