


## How to Pay your Tuition Deposit

### Login

1. Login to MyHumber at <https://humber.ca/myhumber/> and click on the MyHumber link at the top, then click on MyHumber Login.



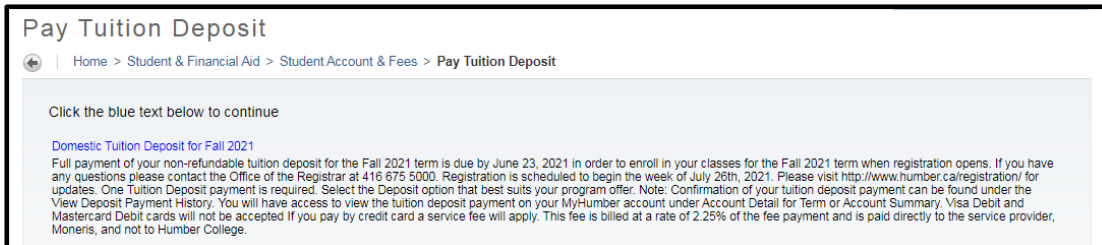
2. Click the Login **LOGIN** button.

### How to Pay

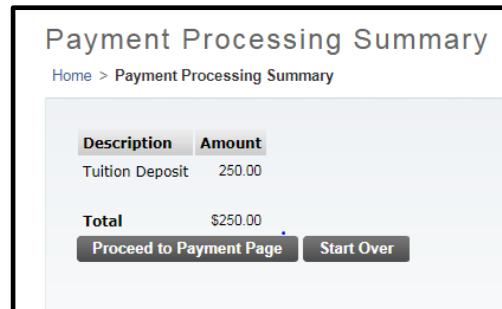
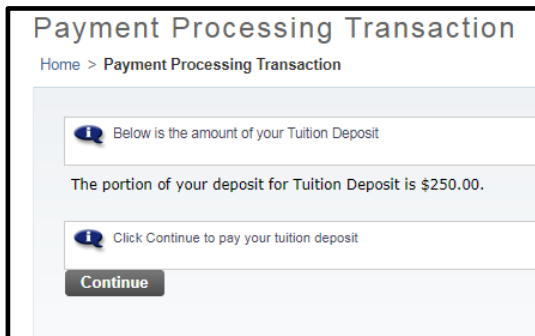
1. Click Student tab.
2. Click on Student Account & Fees.
3. Click Pay Tuition Deposit to view Eligible Deposits (only Deposits you are eligible for will display).



4. Click the blue text hyperlink, select the deposit option that best suits your program offer.



5. Click Continue.
6. Click Proceed to Payment Page to make Payment in Moneris page.



7. You can view your paid deposit under View Deposit Payment History/Account Information/Humber College Receipt under the Deposits tab.

