


HUMBER RESIDENCE

Lakeshore Residence Move In Guide
Fall 2024



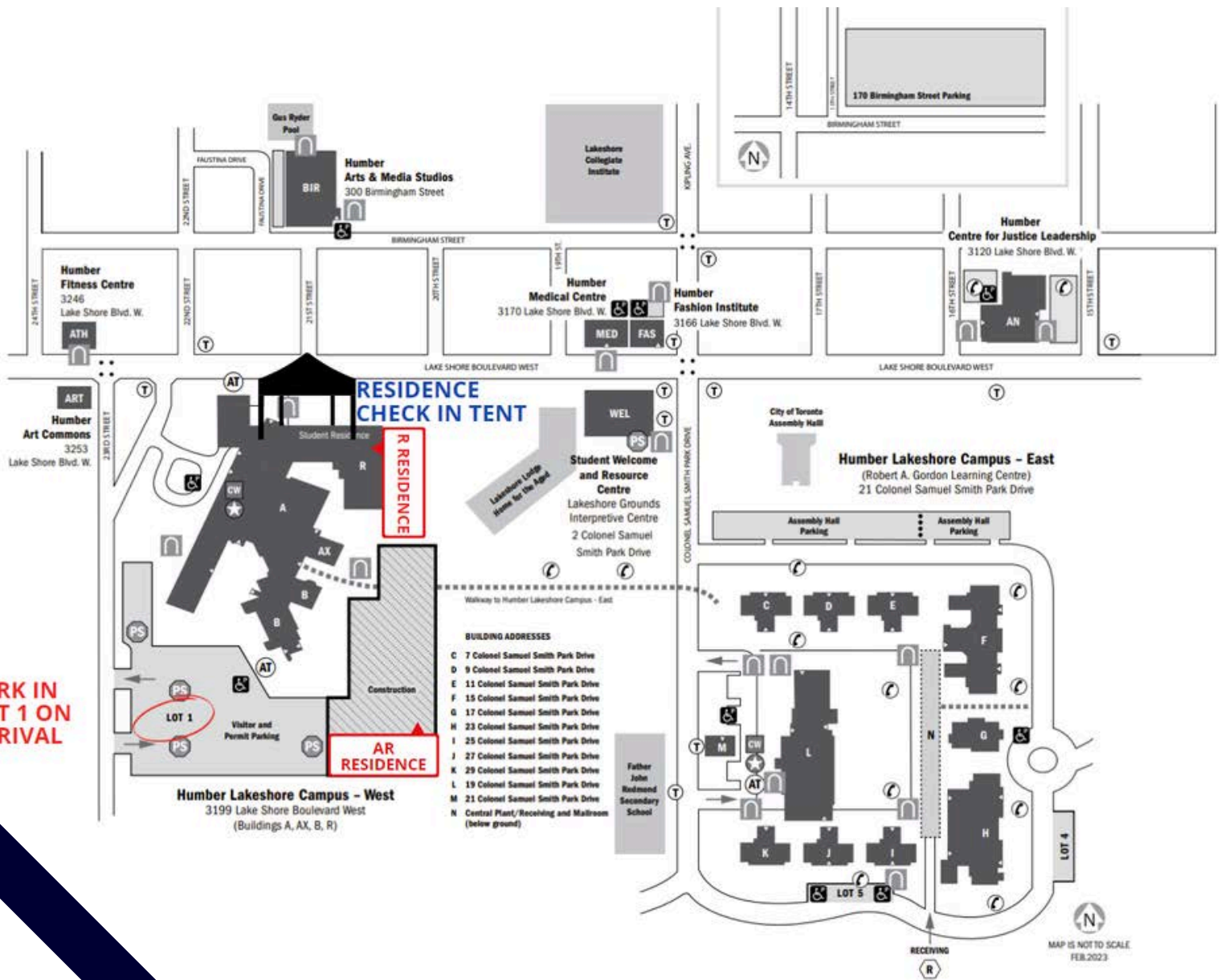
Moving In?
Everything
you need to
know for the
big day!



First Year Resident Move In is Sunday, August 25
Returning Resident Move In Begins Friday, August 30

LAKESHORE

Campus Map



PARK IN LOT 1 ON ARRIVAL

PRE-ARRIVAL



What To Do
What to Know



Residence Installment Dates

Read all information on the Residence Website:
<https://humber.ca/residence/>.

To maintain your space in residence, your fees must be paid by the following due dates:

- **July 8, 2024:** First Installment of Residence and Dining Fees Due
- **November 11, 2024:** Second Installment of Residence Fees Due

Early Arrival Requests

Students with exceptional circumstances may apply for an early move in through the **Residence Portal**. Early arrival requests are subject to approval and are not guaranteed. Early arrival information will be emailed to all students in early August. Approved students may check in as early as August 9, 2024.

Cancellation

If, prior to arriving, you decide **NOT** to move into Humber Residence, you must cancel your application in the **Residence Portal**.


Phone calls and emails are not acceptable methods of cancellation. Students who cancel **AFTER** August 1, 2024 forfeit their \$500 deposit and will be responsible for Residence Fees for up to 60 residence nights beginning Move In Day, unless a suitable external replacement is found.

Insurance


Student Property and Liability Insurance, or “Residents Insurance” is included as part of your Residence Fees. After moving into residence, the insurance company will contact you using the contact information you provided to the Residence within 60 days of the start of the semester to provide the certificate of insurance. This will be your primary property and liability insurance while living in residence.

Student Parking

Residents wishing to bring a vehicle with them to campus must purchase a parking permit. Student parking permits sell quickly so be sure to secure yours promptly. More information on student parking permits can be found [HERE](#).



PLANNING FOR YOUR MOVE



What To Do
What To Bring



First Year Resident Move In

Residence Move In Day for first year residents is on Sunday, August 25, 2024.

To ensure a smooth move in experience, your move in time slot is as follows:

- **8:00am - Noon:** Residents with last names from **A-K**
- **Noon - 4:00pm:** Residents with last names from **L-Z**

***ALL STUDENTS:** If you cannot move in by 12 p.m. noon on the first day of class, you **must** advise the Residence Office at lakeresmail@residence.humber.ca or your space may be forfeited.

- Unusual pieces must be approved by a Residence Manager upon move in. Unacceptable pieces must be removed immediately. All additional furnishings must be removed at the time of move out or be subjected to a disposal charge.
- Please leave your pets at home. We love pets too, however, we cannot allow pets to enter the residence buildings. Our parking lot is not shaded and can become extremely hot and dangerous for pets left in a vehicle.



**RETURNER Move In
Begins Friday, August 30**

Planning For Your Move

Make sure you read the “What to Bring” section, as **items not meeting residence guidelines will be turned away**. We have had students arrive with a truckload of items which had to be sent back as there is no space! Please read this section carefully.

- Bring your own cart/dolly for moving your things in. There is usually a substantial distance from your vehicle to your room. We do not have carts available.
- Additional furnishings cannot block entrance/exit doors or vents in your room/suite. Furnishings must be free-standing and in good condition. Additional furnishings become the responsibility of the resident and are used at your own risk. Upholstered furnishings (your own mattress, futons, couches, etc.) are not permitted due to potential pest issues.

PRO TIP: Pack your items in proper boxes. Bags rip quickly!

What Not To Bring to Residence

- Cooking appliances, such as griddles, George Foreman type grills, hot plates, toaster ovens, deep fryers, induction stove tops, etc. Only small cooking appliances with auto shutoffs (rice cookers, air fryers, instant pots) are permitted in suite-style kitchenettes or lounges.
- **Fridges of any size.** Mini-fridges will be available for rent to students assigned to single and semi-suite room types from [Coldex](#). Students may not supply their own fridges.
- Microwave ovens
- Large stereo/sound systems/subwoofers
- Nails or hooks with sticky tape (you may only use painter’s tape)
- Pets of any kind (including fish/reptiles/insects)
- Candles or incense
- Couches, futons, or any upholstered furniture
- Beer bottles or large volume alcohol containers (such as kegs, mini kegs, Texas mickeys)
- Weapons, including BB or paint ball guns, swords, etc., including toy replicas of these items
- Fireworks, firecrackers, or other explosives

THE BIG DAY

Day Of Instructions
Day Of To Dos



Move In Day Instructions

1. Arrive at the Residence on Move In Day during your assigned time slot (page 4 of this document).
2. Follow the signs to the residence. Park your vehicle in Lot 1, entering from 23rd Street. Map on page 2.
3. Leave your move in helpers in the car and walk to the **Check In Tent** located at the main entrance of the R Residence to check in. Once you have been checked in, you will receive your residence room key and be directed to your residence building.
4. Return to your vehicle. **R Building Residents** will be able to unload their belongings and begin moving in. **AR Building Residents** will receive directions for moving their vehicle to the AR Drop Off area to unload their belongings before returning their vehicle to Lot 1.
5. Complete the unit Inventory Report within 48 hours of checking in.
6. If you have any problems with your room, report it to the Front Desk or log a work order (instructions in next section).

Moving in AFTER 4:00pm on August 25?

1. Follow the signs to the residence and park your vehicle in Lot 1.
2. Proceed to the Residence Front Desk to check in.
3. Complete the unit Inventory Report within 48 hours of checking in.
4. If you have any problems with your room, report it to the Front Desk or log a work order.



Inventory Report

Each student must complete their room Inventory Report **within 48 hours of checking in**. To complete the Inventory Report, go to the **Residence Portal**. You must indicate the condition of the items in your room on this report. Your inventory report is only for comparison purposes when you move out, and is not reviewed for immediate issues or repairs. At move out you will be charged for any damages, cleaning or missing items which were not indicated on your Inventory Report upon move in.

Room Repairs

To report any maintenance issues, room repair requirements, or safety issues, you **MUST** complete a work order through the Residence Portal or contact the Front Desk for assistance. Any urgent matters, such as water leaks, should be reported immediately to avoid damage.

Decorating Your Room

Remember that you will be held responsible for any damages to your room or suite. Do not make permanent changes, such as painting, installing tiles or permanent carpeting, putting nails in the walls or using duct tape for posters. Use painter's tape **ONLY** to hang your posters and photos, and remove gently to avoid damage to the paint in your room. We suggest using wall decals that cling to the wall without leaving adhesive residue on the wall. Residents are also not permitted to post or paint anything on exterior windows or doors. Each room has a bulletin board outside the room to post materials.

As stated in the Residence Code of Community Standards, no postings will be permitted on hallway and common area walls in residence. Please keep in mind that your personal bulletin board postings must be appropriate for community living standards and the comfort level of all residents.

SUNDAY, AUGUST 25, 2024

MORE IMPORTANT INFO



Welcome Meeting
Residence Orientation
Etc



WELCOME MEETING

Don't forget to attend your Welcome Meeting! Your mandatory Welcome Meeting will be at 7:00pm on Sunday, August 25. You will receive more details in the email you receive upon check in.

Recommended Emergency Kit

- Flashlight with extra batteries
- Any medicine you may need, including general pain reliever
- Thermometer
- Face masks
- Disposable gloves
- Hand sanitizer

Residence Orientation

Residence Orientation will begin on the August 26, 2024. From August 27 to September 15 residents are invited to get to know their community by attending a variety of events in residence. More information to come!

Important Note On Guests

From 8:00a.m. on August 21 - 8:00a.m. on August 29 (i.e. Orientation), no guests will be permitted, with the exception of friends and family members who may temporarily enter the Residence to help residents with their move. Year round, minors (17 years of age and younger) are not the Age of Majority in Ontario, and are not permitted to stay as guests in residence during the overnight period of 12:00a.m. - 7:00a.m.



Suite Style Rooms

R Residence

What's Included in your Suite Style Room

Bedrooms (approximate size 9'3" x 13')

- Captain's style bed with two pull out drawers, mattress and mattress cover
- Closet with shelving
- Desk with chair
- Blinds
- Carpet
- Ceiling light

Kitchenette

- Full size fridge with freezer
- Microwave
- Single sink
- Cupboards
- Kitchen table and two chairs
- Cement Style Floor
- Ceiling light
- Smoke Detector
- Garbage and recycling bins

Washroom

- Sink
- Toilet
- Plunger
- Limited Shelving
- Shower (students bring their own shower curtain)
- Mirror
- Ceiling light

What to Bring

Bedroom

- Blanket & linens for double bed
- Pillows
- Clothes Hangers
- Shoe rack
- Hair dryer and toiletries
- Surge-protected, CSA-approved power bar (regular extension cords are not permitted)
- Any cords/cables that you will need for your tech devices
- Small sound system (no subwoofers or bass speakers)
- Painter's tape for hanging posters (nails or hooks with adhesives are not permitted)
- Laundry basket, laundry detergent, and dryer sheets
- TV
- Decorative items that do not damage the walls, such as removable wall decals
- ID, health card, driver's license
- Cell phone (Bell and Telus have the best reception on campus)

Kitchenette

- Cutlery
- Can Opener
- Cutting board
- Microwave-safe dishes and storage containers
- Coffee pot (with auto shutoff)
- Toaster (toaster ovens are not permitted)
- Kettle (with auto shutoff)
- Small cooking appliances with auto shutoffs (rice cooker, instant pot, air fryer)
- Broom and dustpan or small vacuum
- Cleaning products (i.e. paper towels, dish cloths, team towels, non-abrasive cleanser)
- New floor mat
- Small garbage bags for garbage and recycling bins

Washroom

- Shower curtain (54x78 inches)
- New bathmat
- Toilet paper
- Toilet brush and cleaner
- Cleaning products
- Garbage bags
- Extra garbage can
- Mop and bucket

Semi-Suite Style Rooms

AR Residence

What's Included in your Semi-Suite Style Room

Bedrooms (approximate size 8'9" x 12')

- Double bed with four pull out drawers, mattress and mattress cover
- Wardrobe with hanging area, shelves, and drawers
- Desk with chair
- Guest chair
- Blinds
- Carpet
- Ceiling light

Foyer

- Carpet floor
- Ceiling light
- Carbon monoxide / Smoke Detector
- Garbage and recycling bins

Washroom

- Toilet and sink
- Under sink storage
- Mirror
- Garbage container
- Ceiling light
- Plunger

Shower Room

- Shower (students bring their own shower curtain)
- Towel hooks and bars
- Storage cubby
- Limited shelving
- Ceiling light

What to Bring

Bedroom

- Blanket & linens for double bed
- Pillows
- Clothes Hangers
- Hair dryer and toiletries
- Surge-protected, CSA-approved power bar (regular extension cords are not permitted)
- Any cords/cables that you will need for your tech devices
- Small sound system (no subwoofers or bass speakers)
- Painter's tape for hanging posters (nails or hooks with adhesives are not permitted)
- Laundry basket, laundry detergent, and dryer sheets
- TV
- Decorative items that do not damage the walls, such as removable wall decals
- Reusable, microwaveable dishes, cups, cutlery
- ID, health card, driver's license
- Cell phone (Bell and Telus have the best reception on campus)

Foyer

- Shoe rack
- Small vacuum
- New floor mat
- Small garbage bags for garbage and recycling bins

Washroom/Shower Room

- Shower curtain (54x78 inches)
- New bathmat
- Toilet paper
- Toilet brush and cleaner
- Cleaning products
- Garbage bags
- Extra garbage can
- Mop and bucket

*Students in Semi-Suite - **Double Occupancy** style rooms have two single beds, each with two pull out drawers, and do not have a guest chair or wardrobe. Double occupancy bedrooms are approximately 10'10" x 11'9".

HUMBER

LAKESHORE CAMPUS



**3199 Lake Shore Boulevard West
Toronto, Ontario, Canada
M8V 1K8**

**Contact the Lakeshore Residence Office at:
lakeresmail@residence.humber.ca**

Don't Forget!

*You must be aware of your responsibilities as a resident. Ensure that you have read the [Humber Residence Handbook](#) and your [Residence and Dining Agreement](#) before you arrive.