

Humber Residence MOVE IN GUIDE

January 2025



Moving In?

*Here's
everything
you need to
know for the
big day!*

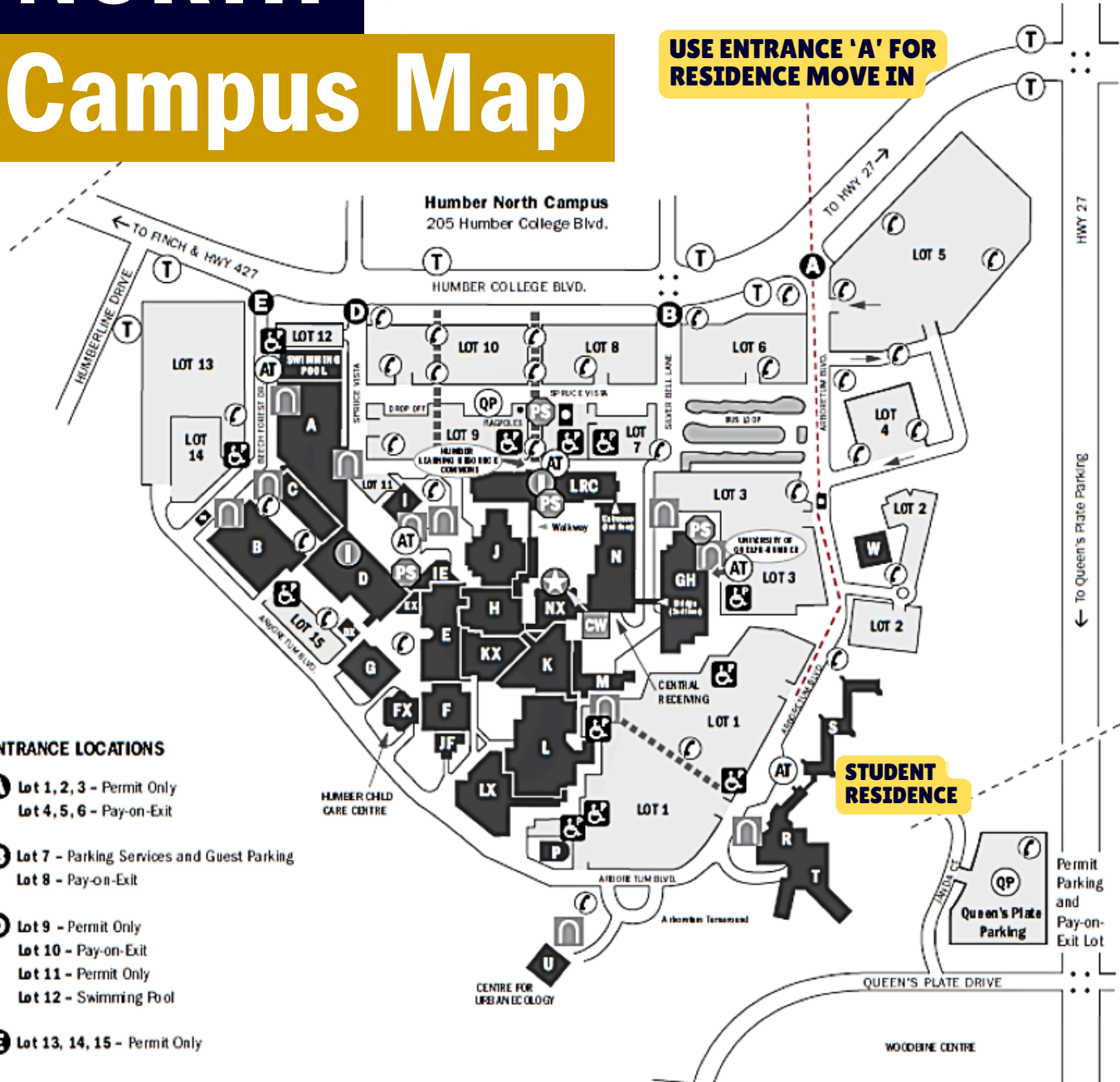
Last Updated
December 2024

Residence officially opens on Sunday, January 5, 2025

NORTH

Campus Map














USE ENTRANCE 'A' FOR RESIDENCE MOVE IN



ENTRANCE LOCATIONS

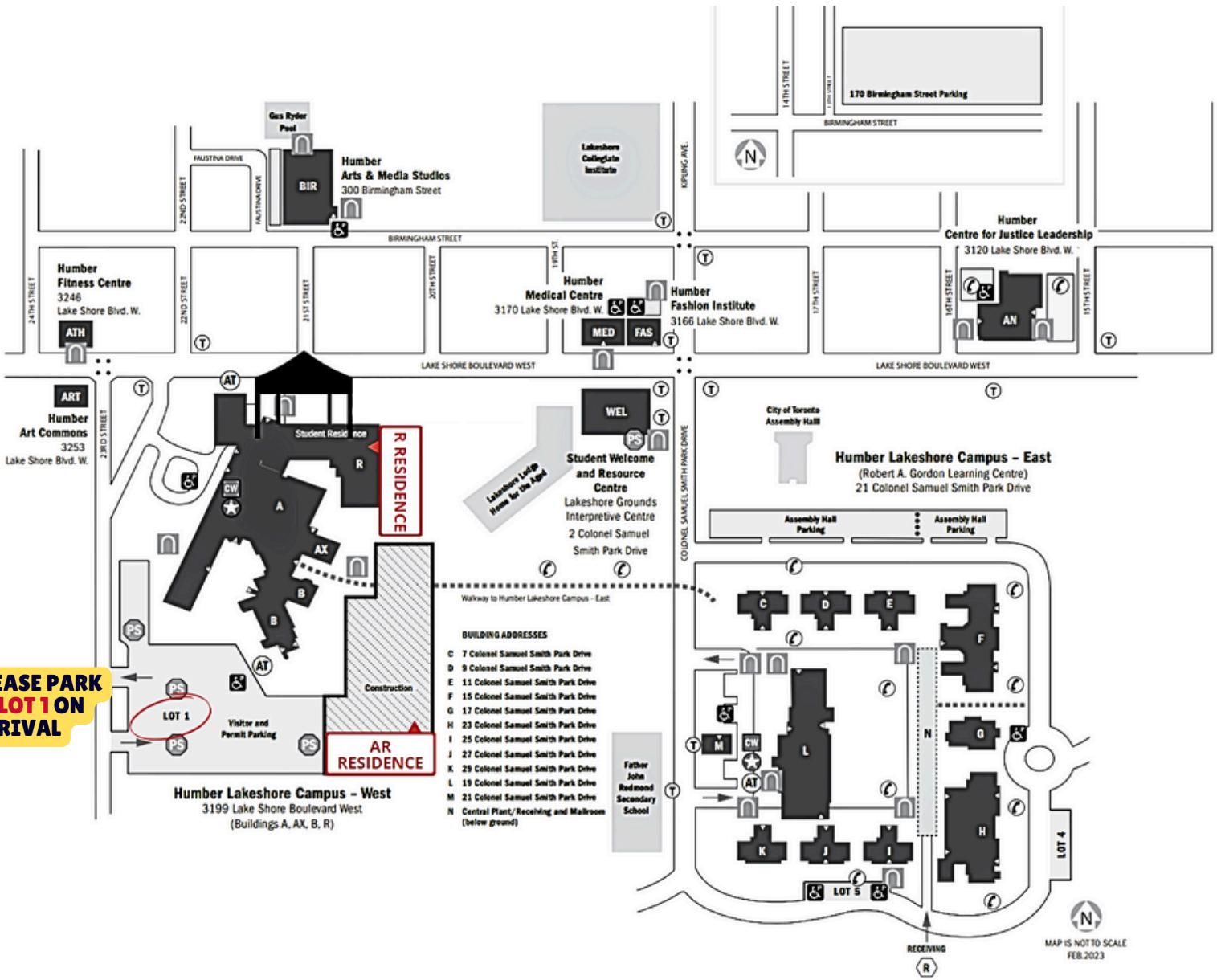
- A** Lot 1, 2, 3 - Permit Only
 Lot 4, 5, 6 - Pay-on-Exit
- B** Lot 7 - Parking Services and Guest Parking
 Lot 8 - Pay-on-Exit
- D** Lot 9 - Permit Only
 Lot 10 - Pay-on-Exit
 Lot 11 - Permit Only
 Lot 12 - Swimming Pool
- E** Lot 13, 14, 15 - Permit Only

STUDENT RESIDENCE

	BIKE RACK		HUMBER SHUTTLE BUS STOP Queen's Plate/Woodbine Mall Lots - September to April, Monday to Thursday, 6:45 a.m. - 10 p.m. Friday, 6:45 a.m. - 8 p.m.		PAY STATION
	CAMPUS SECURITY DESK 416.675.8500 or ext.8500		PARKING (accessible)		PEDESTRIAN WALKWAY
	CAMPUS WALK 416.675.8500 or ext.8500		PARKING SERVICES KIOSK Lot 7 kiosk staffed Monday to Friday, 6:30 a.m. - 8 p.m. ext. 4416.		TRAFFIC LIGHTS
	EMERGENCY TELEPHONE LOCATION		TRANSIT (accessible) Pick-up/Drop-off		TRANSIT (PUBLIC) STOP
	INFORMATION/WELCOME DESK				

LAKESHORE

Campus Map



- BUILDING ADDRESSES**
- C 7 Colonel Samuel Smith Park Drive
 - D 9 Colonel Samuel Smith Park Drive
 - E 11 Colonel Samuel Smith Park Drive
 - F 15 Colonel Samuel Smith Park Drive
 - G 17 Colonel Samuel Smith Park Drive
 - H 23 Colonel Samuel Smith Park Drive
 - I 25 Colonel Samuel Smith Park Drive
 - J 27 Colonel Samuel Smith Park Drive
 - K 29 Colonel Samuel Smith Park Drive
 - L 19 Colonel Samuel Smith Park Drive
 - M 21 Colonel Samuel Smith Park Drive
 - N Central Plant/Receiving and Mailroom (below ground)

MOVING IN

Residence Installment Dates

Read all information on the residence website <http://www.humber.ca/residence>. To maintain your space in residence, your fees must be paid by November 11, 2024 or the deadline communicated in the offer. Students with outstanding fees will not be able to check in.

Cancellation

If, prior to arriving, you decide NOT to move into Humber Residence, you must cancel your application by logging into the Residence Portal <https://humber.starrezhousing.com/StarRezPortalX/>. Phone calls and emails are not acceptable methods of cancellation. Students who cancel AFTER December 8, 2024 continue to forfeit their \$500 deposit and will also be responsible for Residence Fees for up to 60 nights beginning Move In Day, unless a suitable external replacement is found.

Insurance

Student Property and Liability Insurance, or “Residents Insurance” is included as part of your Residence Fees. After moving into residence, the insurance company will contact you using the contact information you provided to the Residence within 60 days of the start of the semester to provide the certificate of insurance. This will be your primary property and liability insurance while living in residence.

Arriving in January

Residence officially reopens at 10:00a.m. on Sunday, January 5, 2024. Students who have exceptional circumstances requiring an early arrival (between January 2-5) may complete the online application under the “Apply for Additional Accommodations” heading on the Residence Portal. Additional nightly fees apply.

Failure to check in by 12:00p.m. noon on the first day of class will result in the residence contract being cancelled. If you plan to arrive after this time, please email the residence office prior to the first day of class to notify us of your late arrival and avoid losing your space in residence.

An Important Note on Guests

Until January 8, the first day of classes, no guests will be permitted, with the exception of friends and family members who may temporarily enter the Residence to help Residents with their move. Year round, minors (17 years of age and younger) are not the Age of Majority in Ontario, and are not permitted to stay as guests in residence during the overnight period of 12:00a.m. - 7:00a.m.

Student Parking

Residents wishing to bring a vehicle with them to campus must purchase a parking permit. Student parking permits sell quickly so be sure to secure yours promptly. More information on student parking permits can be found [HERE](#).



PLANNING FOR YOUR MOVE

- Make sure you read the “**What to Bring**” and “**What Not to Bring to Residence**” sections on the next pages, as **items not meeting residence guidelines will be turned away.**
- Pack your items in proper boxes – bags rip and quickly turn your move-in experience into a nightmare.
- **Bring your own cart/dolly for moving your things in.** There is usually a substantial distance from your vehicle to your room.
- Additional furnishings cannot block entrance/exit doors or vents in your room/suite. Furnishings must be free-standing and in good condition. Additional furnishings become the responsibility of the resident and are used at their own risk. **Upholstered furnishings (your own mattress, futons, couches) are not permitted due to potential pest issues.**
- If you live in a suite, your suitemate must agree to furnishings placed in the common area. Unusual pieces must be approved by the Residence Manager upon move-in and additional furnishing must be removed at time of move out or you will be charged disposal fees.
- If you cannot move in by January 8, 2025, you must advise the Residence Office in advance at: **resmail@residence.humber.ca** for the North Residence, or **lakeresmail@residence.humber.ca** for the Lakeshore Residence, or your space may be forfeited.
- We understand this may be an emotional time for you and your family. Bring only your immediate family with you to help with your move-in. Please leave your family pets at home when you move in. We love pets, too, however, there is a lot of traffic on Move-In Day and we cannot allow your pets to enter the buildings.



Recommended Emergency Kit

- Flashlight with extra batteries
- Any medicine, including general pain reliever
- Thermometer
- Face Mask
- Disposable gloves
- Hand sanitizer



What Not To Bring to Residence

- Cooking appliances, such as griddles, George Foreman type grills, hot plates, toaster ovens, deep fryers, induction stove tops, etc. Only small cooking appliances with auto shutoffs (rice cookers, air fryers, instant pots) are permitted in suite-style kitchenettes or lounges.
- **Fridges of any size.** as a fridge is included in the suite. (Students in single units may bring an Energy Star rated mini fridge or rent one from Coldex at www.coldexrents.com)
- Microwave ovens
- Large stereo/sound systems/subwoofers
- Nails or hooks with sticky tape (you may only use painter’s tape)
- Pets of any kind (including fish/reptiles/insects)
- Candles or incense
- Couches, futons, or any upholstered furniture
- Beer bottles or large volume alcohol containers (such as kegs, mini kegs, Texas mickeys)
- Weapons, including BB or paint ball guns, swords, etc. (even toy or replicas of these items)
- Fireworks, firecrackers, or other explosives.

THE BIG DAY!

**Residence officially reopens
at 10:00 a.m. on Sunday,
January 5, 2025**

Move In Day Instructions

1. If you have a car, park in the parking lot 1. (Note that you must pay for parking on weekdays.)
2. Proceed to the front desk of the R residence where you will be provided with your room assignment and residence card.:
 - a. **Lakeshore Campus:** 3199 Lake Shore Blvd W at the corner of Lake Shore Blvd W and 22nd Street.
 - b. **North Campus:** 203 Humber College Boulevard
3. Complete your room inventory report. (For more information on the inventory report in the next section.) If you have any problems with your room, report it to the front desk or enter it on the Residence Portal <https://humber.starrezhousing.com/StarRezPortalX>. This Inventory report is for your file, to record previous damage existing in the room, not for addressing maintenance issues in your room. To have repairs completed, see the Room Repairs the next section.



Inventory Report

Each student must complete their room Inventory Report **within 48 hours of checking in**. To complete the inventory report, go to the **Residence Portal**. You must indicate the condition of the items in your room on this report. Your Inventory Report is only for comparison purposes when you move out, and is not reviewed for immediate issues or repairs. At move out you will be charged for any damages, cleaning or missing items which were not indicated on your Inventory Report upon move in.

Room Repairs

To report any maintenance issues, room repair requirements, or safety issues, you **MUST** complete a work order through the **Residence Portal** or contact the front desk for assistance. Any urgent matters, such as water leaks, should be reported immediately to avoid damage.

Decorating Your Room

Remember that you will be held responsible for any damages to your room or suite. Do not make permanent changes, such as painting, installing tiles or permanent carpeting, putting nails in the walls or using duct tape for posters. Use painter's tape **ONLY** to hang your posters and photos, and remove gently to avoid damage to the paint in your room. We suggest using wall decals that cling to the wall without leaving adhesive residue on the wall. Residents are also not permitted to post or paint anything on exterior windows or doors. Each room has a bulletin board outside the room to post materials.

As stated in the Residence Code of Community Standards, no postings will be permitted on hallway and common area walls in residence. Please keep in mind that your personal bulletin board postings must be appropriate for community living standards and the comfort level of all residents



Use painter's tape **ONLY** to hang your posters and photos. Remove **GENTLY** to avoid damage to the paint in your room, as you will be charged for paint chips/tears.

Single Style Rooms

North Campus: R & S Buildings

Approximate size 8'6" x 11'5" (may vary by location)

What's Included

- Single bed (twin size 36"x 80")
- Space under the bed for storage containers
- Mattress and mattress cover
- Wardrobe or closet with small dresser
- Desk with chair
- Shelving above desk
- Fluorescent light over desk
- Curtains
- Sheet flooring (not carpeted)
- Towel bar and hooks
- Ceiling light or swing arm lamp
- Medicine cabinet
- Smoke detector
- Garbage and recycling containers

What to Bring

- Energy Star mini fridge (or consider renting one from Coldex at coldexrents.com)
- Blanket & linens for single bed
- Pillows
- Clothes Hangers
- Shoe rack
- Hair dryer and toiletries
- Flip flops and caddy for shower use
- Surge-protected, CSA-approved power bar (regular extension cords are not permitted)
- Any cords/cables that you will need for your tech devices
- Small sound system (no subwoofers or bass speakers)
- Painter's tape for hanging posters (nails or hooks with adhesives are not permitted)
- Laundry basket, laundry detergent, and dryer sheets
- TV
- Decorative items that do not damage the walls, such as removable wall decals
- ID, health card, driver's license
- Small NEW throw rug
- Reusable, microwaveable dishes, cups, cutlery
- Small garbage bags for garbage & recycling bins
- Cell phone (Bell and Telus have the best reception on campus)

Semi-Suite Style Rooms

Lakeshore Campus: AR Residence

Approximate size 8'9" x 12'*

What's Included

Bedrooms

- Double bed with four pull-out drawers, mattress and mattress cover
- Wardrobe with hanging area, shelves, and drawers
- Desk with chair
- Guest chair
- Blinds
- Carpet
- Ceiling light

Foyer

- Carpet floor
- Ceiling light
- Carbon monoxide / Smoke Detector
- Garbage and recycling bins

Washroom

- Toilet and sink
- Under sink storage
- Mirror
- Garbage container
- Ceiling light
- Plunger

Shower Room

- Shower (students bring their own shower curtain)
- Towel hooks and bars
- Storage cubby
- Limited shelving
- Ceiling light

What to Bring

Bedroom

- Blanket & linens for double bed
- Pillows
- Clothes Hangers
- Hair dryer and toiletries
- Surge-protected, CSA-approved power bar (regular extension cords are not permitted)
- Any cords/cables that you will need for your tech devices
- Small sound system (no subwoofers or bass speakers)
- Painter's tape for hanging posters (nails or hooks with adhesives are not permitted)
- Laundry basket, laundry detergent, and dryer sheets
- TV
- Decorative items that do not damage the walls, such as removable wall decals
- Reusable, microwaveable dishes, cups, cutlery
- ID, health card, driver's license
- Cell phone (Bell and Telus have the best reception on campus)

Foyer

- Shoe rack
- Small vacuum
- New floor mat
- Small garbage bags for garbage and recycling bins

Washroom/Shower Room

- Shower curtain (54x78 inches)
- New bathmat
- Toilet paper
- Toilet brush and cleaner
- Cleaning products
- Garbage bags
- Extra garbage can
- Mop and bucket

*Students in Semi-Suite - **Double Occupancy** style rooms have two single beds, each with two pull-out drawers, and do not have a guest chair or wardrobe. Double occupancy bedrooms are approximately 10'10" x 11'9".

Suite Style Rooms

North Campus: NT Building

Lakeshore Campus: LR Building

Approximate size 9'3" x 13' (may vary by location)

What's Included:

Bedroom

- Captain's style bed with two pull out drawers, mattress and mattress cover
- Closet with shelving
- Desk with chair
- Blinds
- Carpet
- Ceiling light

Kitchenette

- Full size fridge with freezer
- Microwave
- Single sink
- Cupboards
- Kitchen table and two chairs
- Cement Style Floor
- Ceiling light
- Smoke Detector
- Garbage and recycling bins

Washroom

- Sink
- Toilet
- Plunger
- Limited Shelving
- Shower (students bring their own shower curtain)
- Mirror
- Ceiling light

What to Bring

Bedroom

- Blanket & linens for double bed
- Pillows
- Clothes Hangers
- Shoe rack
- Hair dryer and toiletries
- Surge-protected, CSA-approved power bar (regular extension cords are not permitted)
- Any cords/cables that you will need for your tech devices
- Small sound system (no subwoofers or bass speakers)
- Painter's tape for hanging posters (nails or hooks with adhesives are not permitted)
- Laundry basket, laundry detergent, and dryer sheets
- TV
- Decorative items that do not damage the walls, such as removable wall decals
- ID, health card, driver's license
- Cell phone (Bell and Telus have the best reception on campus)

Kitchenette

- Cutlery
- Can Opener
- Cutting board
- Microwave-safe dishes and storage containers
- Coffee pot (with auto shutoff)
- Toaster (toaster ovens are not permitted)
- Kettle (with auto shutoff)
- Small cooking appliances with auto shutoffs (rice cooker, instant pot, air fryer)
- Broom and dustpan or small vacuum
- Cleaning products (i.e. paper towels, dish cloths, team towels, non-abrasive cleanser)
- New floor mat
- Small garbage bags for garbage and recycling bins

Washroom

- Shower curtain (54x78 inches)
- New bathmat
- Toilet paper
- Toilet brush and cleaner
- Cleaning products
- Garbage bags
- Extra garbage can
- Mop and bucket

NORTH CAMPUS



**203 Humber College Boulevard
Toronto, Ontario, Canada, M9W 6V3**

416-675-6622 ext. 77201
resmail@residence.humber.ca

LAKESHORE CAMPUS



**3199 Lake Shore Boulevard West,
Toronto, Ontario, Canada, M8V 1K8**

416-675-6622 ext. 73001
lakeresmail@residence.humber.ca

Don't Forget!

You must be aware of your responsibilities as a resident. Before you arrive, ensure that you have read the Code of Student Community Standards, [Student Residence Handbook](#) and your [Residence and Dining Agreement](#) before you arrive.