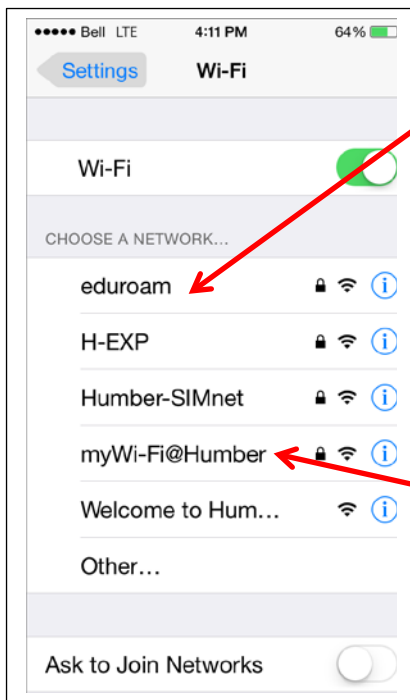


What is eduroam?

eduroam (**education roaming**) is a secure, world-wide, WiFi roaming service that allows students and employees at participant institutions to wirelessly connect to the Internet at other participant institutions.



eduroam – connect wirelessly to the Internet while at other institutions using Humber credentials

myWi-Fi@Humber – connect wirelessly to the Internet while on Humber's campuses

There is no cost to use eduroam.

Before You Use eduroam

You will need your Humber username and password to connect to an eduroam network.

Be sure your Humber password is not in an expired state or you will not be able to use the eduroam network.

Please visit mypassword.humber.ca to check, change, and/or reset your Humber password.

Where can I eduroam?

Students and employees can wirelessly connect to the Internet at eduroam-friendly institutions.


Local Institutions

Local eduroam participants include:

- Ryerson University
- Sheridan College
- University of Guelph
- University of Toronto
- University of Waterloo
- Wilfred Laurier University
- York University

Canadian Institutions

Follow these steps to find a list of Canadian institutions where eduroam is available.

1. From eduroam.org, click **Where can I eduroam?**
2. Click the name **Canada** under the map.
3. Scroll down the page and click the **eduroam Canada** link under the map.
4. Click the chevron to display a complete list of Canadian institutions.
5. From the list of institutions, click a pinpoint  for details about the institution or move the cursor across the map and click a pinpoint.

International Institutions

eduroam is available in more than 65 countries. Visit eduroam.org for a complete list.

Additional Information



Please visit eduroam.org for more information.

Connecting a Smartphone or Tablet

Make sure your device has Wi-Fi turned on.

iOS

1. Tap **Settings** on the Home screen.
2. Tap **eduroam**.
3. Enter your Humber **username** followed by “@humber.ca”. E.g. **N12345678@humber.ca**
4. Enter your Humber **password**.
5. Tap **Join**.
6. Tap **Trust** to accept the security certificate.

Android

1. Tap **Settings** on the Home screen.
2. Tap **Wireless and network**.
3. Make sure Flight mode is not enabled.
4. Tap **Wi-Fi settings**.
5. Tap **eduroam**.
6. Configure the connection as follows:
 - EAP method = PEAP
 - Phase 2 Authentication = MSCHAPV2
 - CA certificate = Unspecified
 - User certificates = Unspecified
 - Identity = Enter your Humber **username** followed by “@humber.ca”. E.g. **N12345678@humber.ca**
 - Password = Enter your Humber **password**
7. Click **Connect**.

Blackberry


1. Tap the **Manage Connections** icon.
2. Tap **Set Up Wi-Fi Network**.
3. Tap **eduroam**.
4. Configure the connection as follows:
 - Enterprise Sub-type = PEAP
 - Username = Enter your Humber **username** followed by “@humber.ca”. E.g. **N12345678@humber.ca**
 - Password = Enter your Humber **password**
 - CA Certificate = Entrust Humber-Root-Org
5. Click **Connect**.

Connecting a Laptop

OS X

1. Click the **AirPort** icon (upper right).
2. Make sure AirPort is turned on.
3. Click **eduroam**.
4. Enter your Humber **username** followed by “@humber.ca”.
For example: **N12345678@humber.ca**
5. Enter your Humber **password**.
6. Leave the mode as Automatic.
7. Check the box **Remember this network**.
8. Click **OK**.
9. Click **Continue** in the Verify Certificate window.
10. You may be asked to enter your Mac OS X user account password to allow the acceptance of the certificate.

Windows 7

1. Click the Wi-Fi icon  in the System Tray (lower right).
2. Click **eduroam**.
3. Click **Connect**.
4. Enter your Humber **username** followed by “@humber.ca”.
For example: **N12345678@humber.ca**
5. Enter your Humber **password**.
6. Click **OK**.
7. If you receive a Windows Security Alert warning message, click **Connect**.

Disconnecting from eduroam

Remember to disconnect from the eduroam network and connect to **myWi-Fi@Humber** while at Humber to take advantage of functions and features unique to the Humber's environment.

Help & Support

For help with your Humber credentials or connecting your mobile device to eduroam, please contact the Support Centre at Humber by calling **416.675.6622 x8888**.