

How to Navigate the Humber iCent Mobile App – Quick Reference Guide

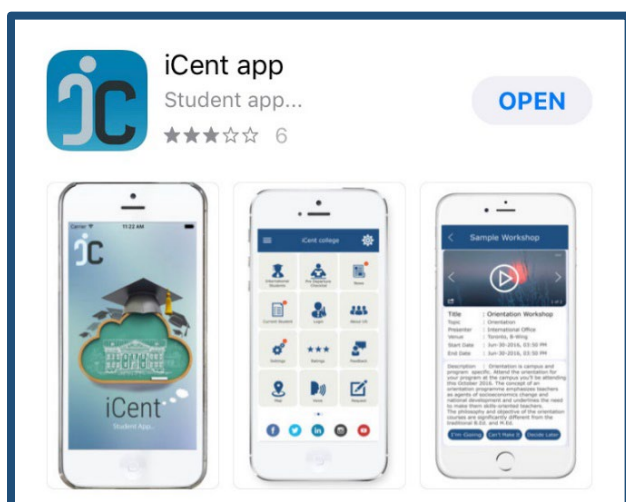
Overview

Humber College's International Centre has a **free mobile app** called **iCent (International Centre)** that's dedicated to serving the more than 600 Humber students who annually travel outside of Ontario for global study and work experiences.

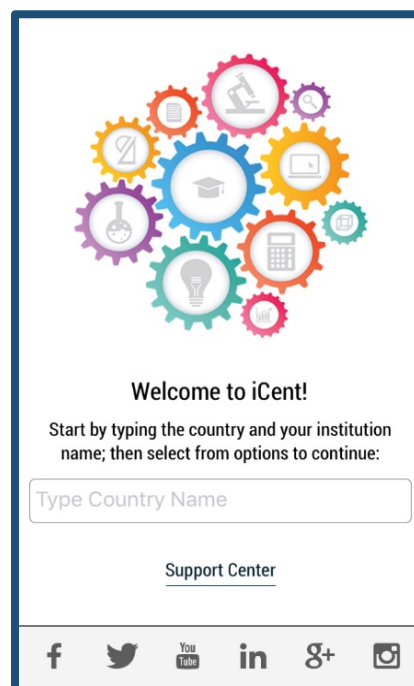
Humber's iCent app has many useful features, including:

- ❖ **Guides for exploring global study and work opportunities** (Semester Exchange; Global Summer Programs; Placements Abroad; and Faculty-Led Study Tours);
- ❖ Step-by-step **application process** for global study and work opportunities;
- ❖ Information on **Humber's Student Travel Bursary**;
- ❖ **Resources to support students before travel, while abroad, and returning home** – including travel logistics, health and wellness, crisis support, reflective learning activities, and identifying/marketing global skills and knowledge;
- ❖ A **packing checklist** with travel tips for each item;
- ❖ Mandatory Humber **Student Travel Registry**;
- ❖ **"Check-In" feature** for students to quickly notify Humber of safety status;
- ❖ **Travel tools** (world clock, weather info, currency converter, maps, translator, and more);
- ❖ Upload form for **sharing stories and photos** from abroad;
- ❖ **Contact information** (program specific).

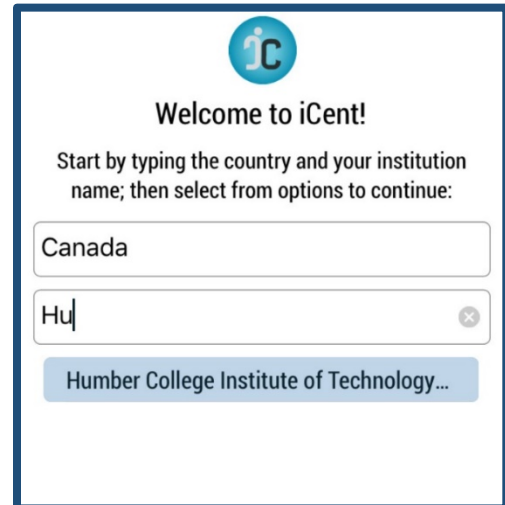
Getting Started: Download App and Log-In




- From your app store, search and download the iCent app
- Once you open the app, a welcome page will display. Type in *Canada* on the welcome page.



- A new field will display and you will need to start typing *Humber* to select *Humber College Institute of Technology and Advanced Learning* as the institution.




Welcome to iCent!

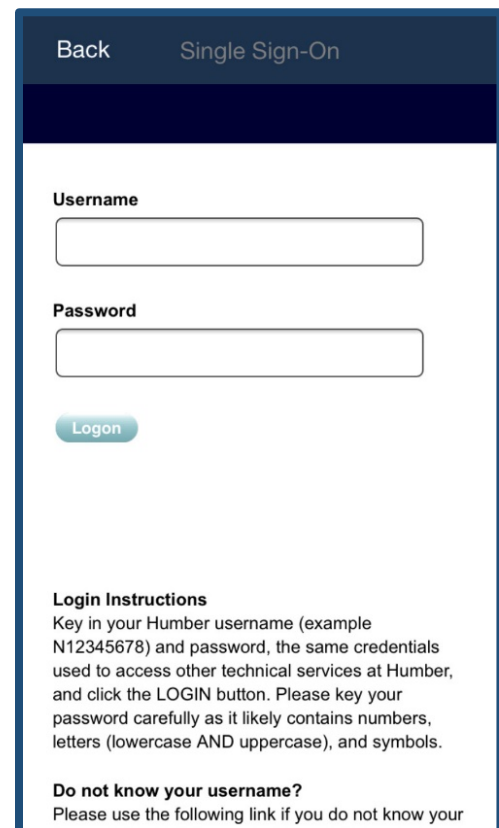
Start by typing the country and your institution name; then select from options to continue:

Canada

Hu

Humber College Institute of Technology...

- Humber’s Single Sign-On page will pop up and you will be required to login with your Humber username and password. Once you have successfully logged in, the home page of the app will display.



Back Single Sign-On

Username

Password

Logon

Login Instructions
Key in your Humber username (example N12345678) and password, the same credentials used to access other technical services at Humber, and click the LOGIN button. Please key your password carefully as it likely contains numbers, letters (lowercase AND uppercase), and symbols.

Do not know your username?
Please use the following link if you do not know your



You're all set and ready to use the app!

Note: The top left corner has a menu icon to view your user profile (program, address, notifications, language).

Questions? Please contact: studyabroad@humber.ca